KRATOS SAFETY

SOLUTIONS FOR LIFE

FIXED LINE SYSTEMS

Catalogue 2021-2022

History

2011

Création de Kratos Safety dans un entrepot de 650 m² à St Pierre de Chandieu (près de Lyon).

Founding of Kratos Safety in a 650 m² warehouse in St Pierre de Chandieu (close to Lyon).

Creación de Kratos Safety en un almacén de 650 m² en St Pierre de Chandieu (cerca de Lyon).

Fondazione di Kratos Safety in un azienda di 650 m² a St Pierre de Chandieu (vicino a Lione).

Grundung des Unternehmens Kratos Safety n einem 650 m² großen Lagerhaus in St. Pierre de Chandieu (in der Nähe von Lyon).

2015

Kratos Safety lance I-Be Safe, logiciel facile et gratuit de calcul de tirant d'air.

Kratos Safety launches I-Be Safe, a free software that allows you to calculate easily your clearance for Kratos Safety fall arrest device.

Kratos Safety crea I-Be Safe, un software libre e fácil para calcular la distancia libre necesaria para el uso de los productos Kratos Safety.

Kratos Safety crea I-Be Safe, un software gratis e facile per calcolare el tirante d'aria dei prodotti Kratos Safety

Kratos Safety bringt I-Be Safe auf den Markt, eine einfache und kostenlose Software zur Berechnung der Auffanghöhe.

2017

Kratos Safety emménage dans ses tout nouveaux locaux de 2000 m² à Heyrieux (proche de Lyon).

Kratos Safety moves in its new premises of 2000 m² in Heyrieux (close to Lyon)

Kratos Safety se muda a sus nuevas instalaciones de 2000 m² en Heyrieux (cerca de Lyon, en Francia).

Kratos Safety si trasferisce in un nuovissimo spazio di proprietà di 2000 m² a Heyrieux (nei pressi di Lione).

Kratos Safety zieht in seine brandneuen, 2000 m² großen Räumlichkeiten in Heyrieux (in der Nähe von Lyon) um.

2018

Lancement de:
- K-S.One, logiciel gratuit de gestion des EPI Kratos Safety,
- "Helixon", nouvelle gamme d'anti-chutes à rappel automatique et
- "KS-Line", gamme de ligne de vie horizontale.

Launching of K-S.One.
a free Kratos Safety PPE management software. As well as "Helixon", a new range of retractable fall arresters. But also "KS-Line", an horizontal Lifeline system.

Lanzamiento de:
- K-S.One, programa gratuito de gestión de EPI Kratos Safety,
- «Helixon», nueva gama de anticaídas retráctiles y
- «KS-Line», gama de líneas de vida horizontales.

Lancio di:
- K-S.One, software gratuito per la gestione dei DPI Kratos Safety,
- “Helixon”, nuova gamma di anticaduta retrattili e
- “KS-Line”, gamma di linee vita orizzontali.

Markteinführung von:
- K-S.One, kostenlose Software für das Management der PSA von Kratos Safety,
- „Helixon“, eine neue Produktpalette von Absturzsicherungen mit automatischer Rückführung und
- „KS-Line“, Sortiment an horizontalen Rettungsleinen.

2020

Extension de ses bâtiments de 1000 m² supplémentaires, ainsi qu’une nouvelle zone de formation de 300 m² permettant de se familiariser ou de peaufiner l’utilisation de l’ensemble de la gamme Kratos Safety.

Expansion of its premises with 1000 additional square meters, as well as a brand new 300m² training center to discover & perfect the usage of the entire Kratos Safety range.

Ampliación de sus edificios con 1000 m² adicionales, así como una nueva zona de formación de 300 m² para familiarizarse o perfeccionar el uso de toda la gama Kratos Safety.

Altri 1000 m² di spazio e una nuova area di 300 m² appositamente pensata in ottica formazione, per imparare a usare o perfezionare l’utilizzo di tutti i prodotti delle gamme Kratos Safety.

Gebäudeanbau von weiteren 1000 m² sowie ein neuer 300 m² großer Weiterbildungsbereich, um sich mit dem Einsatz der gesamten Produktpalette von Kratos Safety vertraut zu machen und diese besser zu nutzen.

Standards	Description	PPE Type 3* EPI Type 3*	Not PPE Type 3** Non EPI Type 3**
EN 353-1	Antichutes mobiles incluant un support d'assurage rigide Guided type fall arresters including a rigid anchor line Dispositivos anticaídas deslizantes sobre línea de anclaje rígida Anticaduta mobili con supporto di sicurezza rigido Mitlaufende Auffanggeräte einschließlich fester Führung	✔	
EN 353-2	Antichutes mobiles incluant un support d'assurage flexible Guided type fall arresters including a flexible anchor line Dispositivos anticaídas deslizantes sobre línea de anclaje flexible Anticaduta mobili con supporto di sicurezza flessibile Mitlaufendes Auffanggerät einschließlich beweglicher Führung	✔	
EN 795 Type A	Dispositif d'ancrage nécessitant la fixation d'une ou plusieurs ancres structurelles Anchor device requiring the fixing of one or more structural anchors Dispositivo de anclaje que requiere la fijación de una o varias anclas estructurales Dispositivo di ancoraggio che richiede il fissaggio di uno o più ancoraggi strutturali Verankerungsvorrichtung, die die Befestigung eines oder mehrerer Strukturanker voraussetzt		✔
EN 795 Type B	Dispositif d'ancrage ne nécessitant pas la fixation d'une ou plusieurs ancres structurelles Anchor device not requiring the fixing of one or more structural anchors Dispositivo de anclaje que no requiere la fijación de una o varias anclas estructurales Dispositivo di ancoraggio che non richiede il fissaggio di uno o più ancoraggi strutturali Verankerungsvorrichtung, die nicht die Befestigung eines oder mehrerer Strukturanker voraussetzt	✔	
EN 795 Type C	Dispositif d'ancrage utilisant un support d'assurage flexible horizontal Anchor devices using a horizontal flexible anchor line Dispositivo de anclaje que usa una línea de anclaje flexible y horizontal Dispositivo di ancoraggio che sfrutta un supporto di sicurezza flessibile orizzontale Verankerungsvorrichtung mit biegsamem, horizontalem Absicherungsträger		✔
EN 795 Type D	Dispositif d'ancrage utilisant un support d'assurage rigide horizontal Anchor devices using a horizontal rigid anchor line Dispositivo de anclaje que usa una línea de anclaje rígida y horizontal Dispositivo di ancoraggio che sfrutta un supporto di sicurezza rigido orizzontale Verankerungsvorrichtung mit starrem, horizontalem Absicherungsträger		✔
EN 795 Type E	Dispositif d'ancrage à corps mort Deadweight anchoring device Dispositivo de anclaje de cuerpo muerto Dispositivo di ancoraggio a corpo morto Totkörper-Verankerungsvorrichtung	✔	
CEN/TS 16415:2013	Equipements de protection individuelle contre les chutes de hauteur - Dispositifs d'ancrage Recommandations pour les dispositifs d'ancrage utilisés simultanément par plus d'une personne Personal fall protection equipment - Anchor devices - Recommendations for anchor devices for use by more than one person simultaneously Equipos de protección individual contra caídas. Dispositivos de anclaje. Recomendaciones relativas a los dispositivos de anclaje para ser utilizados por varias personas al mismo tiempo Dispositivi individuali per la protezione contro le cadute - Dispositivi di ancoraggio - Raccomandazioni per dispositivi di ancoraggio per l'uso da parte di più persone contemporaneamente Persönliche Absturzschutzausrüstung - Anschlageinrichtungen - Empfehlungen für Anschlageinrichtungen, die von mehreren Personen gleichzeitig benutzt werden		✔

SATRA customer number: P0122

EU Type-Examination Certi

Certificate number: 2777/10981-01/E0

Type-Examination Certificate covers the following product group(s) supp
standards/technical specifications and examination of the technical
the EU Type-Examination this product group has been shown to satisfy
safety requirements of Annex II of the PPE Regulation (EU) 2016/425

eference:	Description:
	Guided type fall arrester consisting of an aluminiur trolley which provides attachment to the user.
00	For mounting to a ladder
/000	For mounting to a structure with no ladder pre

DOLOMITICERT

itute for the Certification of Personal Protective Equi
S.C.A.R.L.
EU Notified Body n. 2008

Address: Villanova Zona Industriale, 7/A
32013 LONGARONE (BL) - ITALY
Tel.: +39 0437 573407 Fax: +39 0437 573131
Web site: www.dolomiticert.it E-mail: info@dolomiticert.it

COMPLIANCE OF CONFORMI
number 151014

TABLE OF CONTENTS

Vertical Rail Systems
(EN353-1)
KS 8000 (P.26-29)
KS 9000 (P.26-29)

Vertical Line Systems
(EN353-1)
(EN353-2)
KS 2001 (P.22-25)
KS 6000 (P.22-25)
KS 7000 (P.22-25)

K-S Rail Systems
EN795 Type D
KS 5000 (P.18-21)

K-S Line System
EN795 Type C
KS 4000 (P.6-17)

Anchor Points
EN795 Type C
(P.30-32)

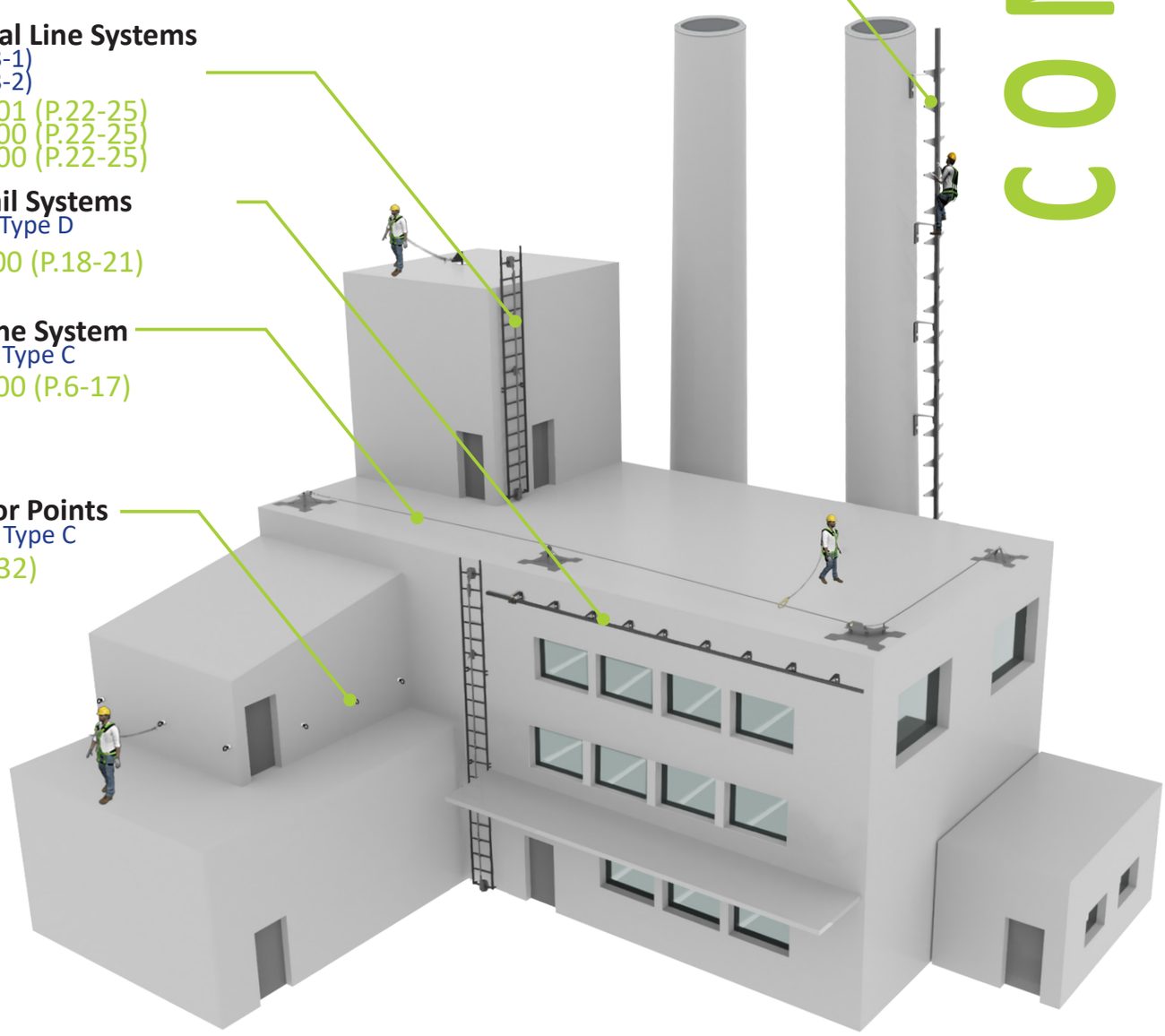

KS 4000

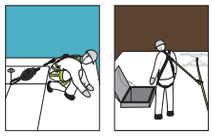

REF.	KS 4000
KG	X4 140 KG
CE	EN 795 Type C TS16415 Type C
MAT.	STEEL & INOX
R (kN)	> 28 kN
+	II2 G Exh IIC T6 Gb Zone 1

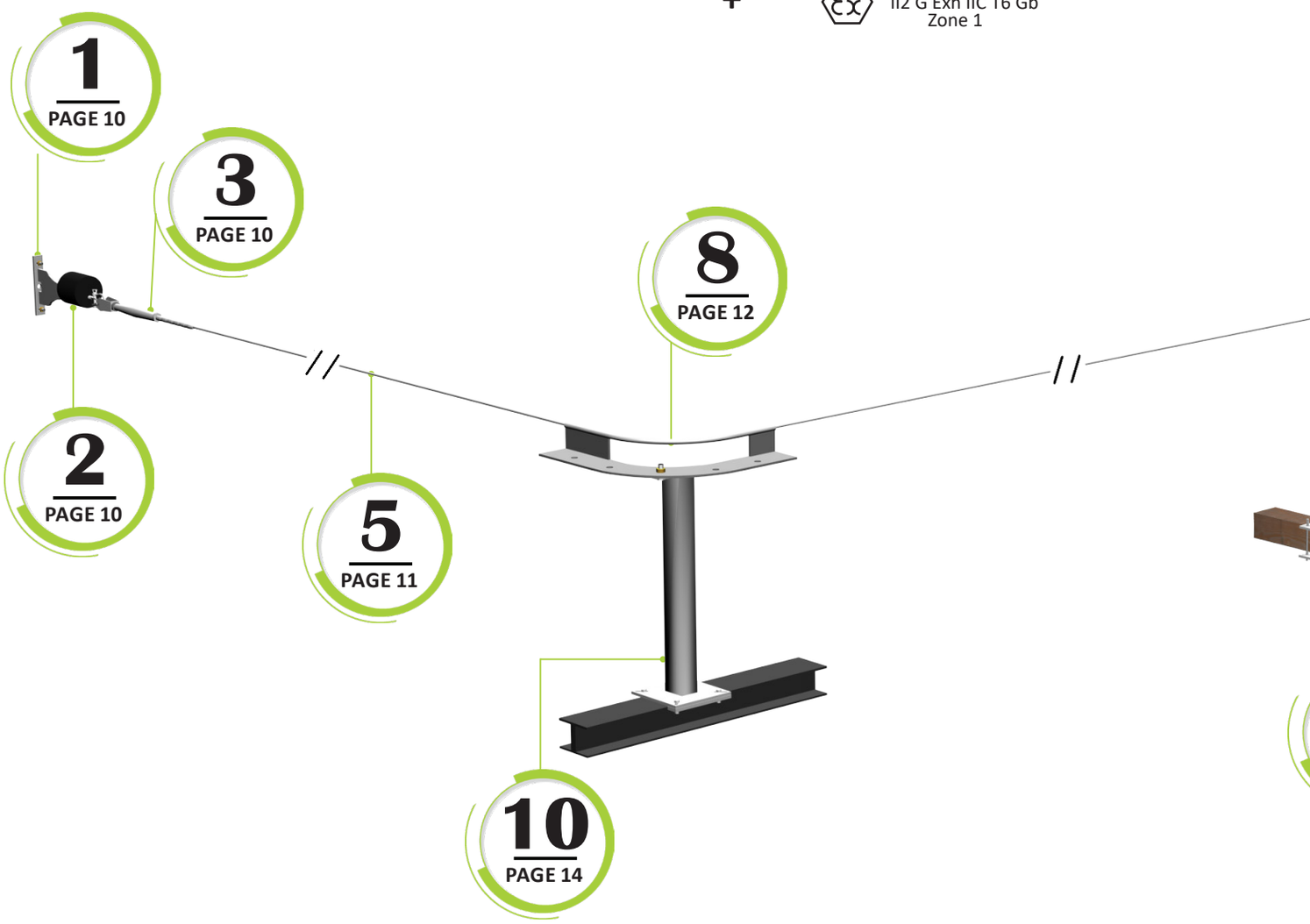

KRATOS SAFETY
SOLUTIONS FOR LIFE
689 CHEMIN DU BUCLAY
LIEU-DIT LA MURIÈRE
38540 HEYRIEUX - FRANCE
TEL : +33 (0)4 72 48 78 27

INSTALLED BY			
PRODUCT / SYSTEM			
STANDARD / NORM			
BATCH AND YEAR OF MANUFACTURE			
LENGTH (in M)		CLEARANCE:	
INSTALLATION DATE / REFERENCE			MAXIMUM NUMBER OF USERS:
ACCEPTANCE DATE			
INSPECTION DATE			

REF. FA 20 902 00

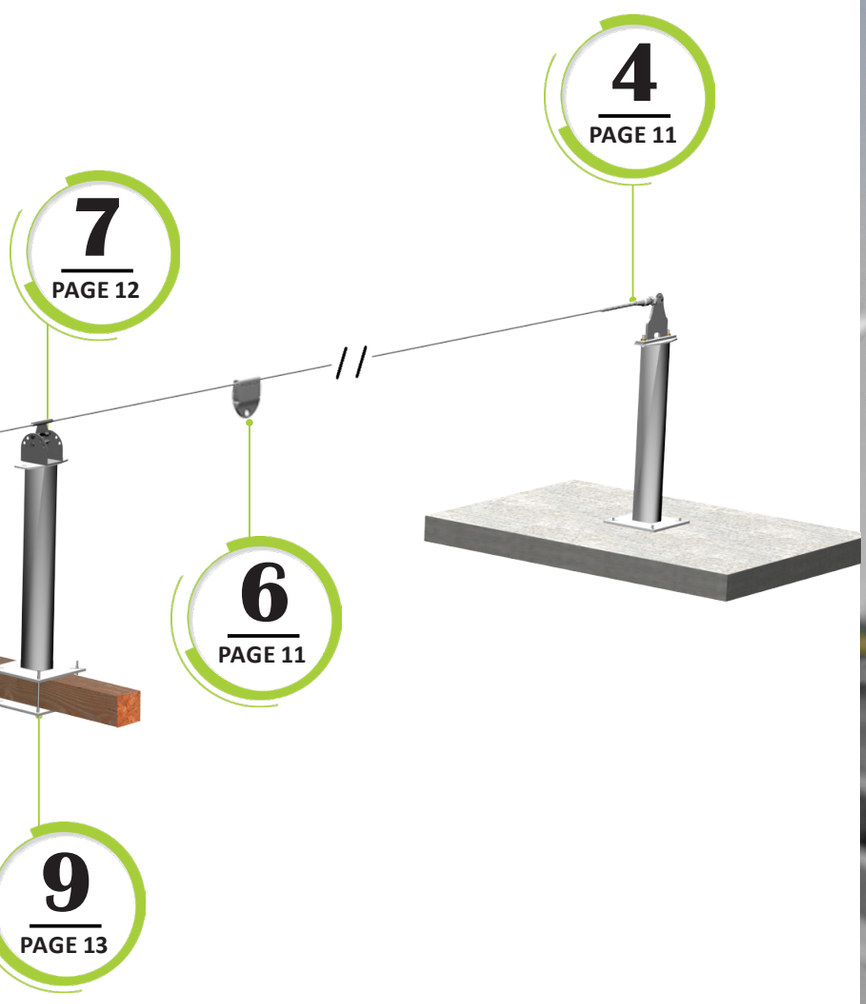



KRATOS SAFETY
SOLUTIONS FOR LIFE

CE

KITS PRÊTS À L'EMPLOI | READY TO USE SET

FA 60 200 00

5 M TO 15 M

(X2) FA 60 201 00
(X1) FA 60 202 00
(X1) FA 60 203 02
(15 M) FA 20 200 99
(X1) FA 60 205 02
(X1) FA 20 902 00
(X1) FA 90 203 00

| KITS LISTOS PARA EL USO | KIT PRONTI ALL'USO | EINSATZFERTIGE KITS

FA 60 200 01

16 M TO 30 M

(X2) FA 60 201 00
(X1) FA 60 202 00
(X1) FA 60 203 02
(30 M) FA 20 200 99
(X1) FA 60 204 00
(X1) FA 60 205 02
(X1) FA 20 902 00
(X1) FA 90 203 00

1 PLATINE D'EXTRÉMITÉ / EXTREMITY PLATE / PLACA DE EXTREMO / PIASTRE DI ESTREMITÀ / ABSCHLUSSPLATTEN



REF.	FA 60 201 00
CE	EN 795 Type A ; TS 16415 Type A EN 795 Type C ; TS 16415 Type C
MAT.	INOX 316
DIM.	h: 100 mm 172 mm x 36 mm
	2xM12
MBS (kN)	28 kN
Kg	0.68 KG

2 ABSORBEUR D'ÉNERGIE / ENERGY ABSORBER / ABSORBEDOR DE ENERGÍA / ASSORBITORE DI ENERGIA / FALLDÄMPFER

TENSION INDICATOR

REF.	FA 60 202 00
CE	EN 795 Type C, TS 16415 Type C
	x4
MAT.	ABS / INOX 316
DIM.	LG. 250 mm (shackles included) 1580 mm (deployed) Casing : Ø 100 mm
MBS (kN)	34 kN
Kg	1.64 KG
+	PRE-TENSION INDICATOR : 80-100 daN FALL INDICATOR

3 TENDEURS / TENSIONERS / TENSOR / TENDITORI / SPANNER

REF. FA 60 203 00
MBS . 34 kN
MAT. INOX 316
Kg 1.00 Kg



REF. FA 60 203 02
MBS. 34 kN
MAT. INOX 316
Kg 1.10 Kg



REF. FA 60 203 01
MBS. 28 kN
MAT. INOX316
Kg 1.13 Kg

4 EXTRÉMITÉS / EXTREMITIES / EXTREMIDADES / EXTREMIDADES / SPANNER

REF. FA 60 205 00
MBS. 34 kN
MAT. INOX 316
Kg 0.50 Kg

REF. FA 60 205 02
MBS. 36 kN
MAT. INOX 316
Kg 0.99 Kg

REF. FA 20 207 00
MBS. 34 kN
MAT. INOX 316
Kg 0.39 Kg

5 CÂBLE / CABLE / CABLE / CAVO / SEIL

REF.	FA 20 200 99
CE	---
	x1
MAT.	INOX
	7x19 Ø 8 mm
R (kN)	36 kN
Kg	0.28 KG/m

6 COULISSEAUX / CARRIAGE BODIES / CORREDERAS / CARRELLINI / LAÜFER

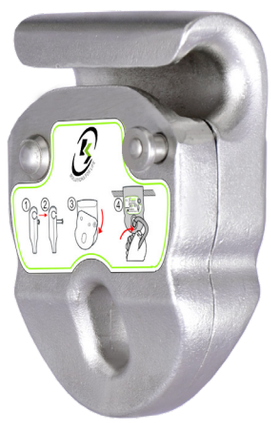

REF.	FA 60 206 00
CE	EN 795 Type B
	x1
MAT.	INOX 316
R (kN) / MBS (kN)	12 kN / 23 kN
Kg	0.64 KG
+	---

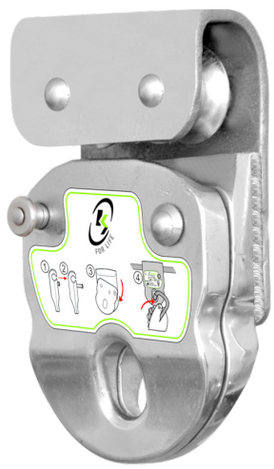

REF.	FA 60 206 01
CE	EN 795 Type B
	x1
MAT.	INOX 316
R (kN) / MBS (kN)	12 kN / 23 kN
Kg	1.00 KG
+	Easy Overhead usage

7 INTERMÉDIAIRE / INTERMEDIATE / INTERMEDIO / INTERMEDIO / ZWISCHENPLATTEN

Intermediate Brackets Orientation for different Installation

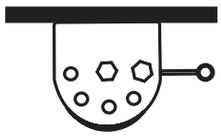

Ceiling Mounting



Floor Mounting

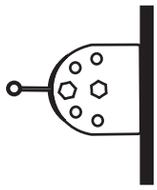

Wall Mounting

REF.	FA 60 204 00
CE	EN 795 Type C ; TS 16415 Type C
MAT.	INOX 316
DIM.	h: 120 mm 80 mm x 60 mm Ø 8 mm
	1xM12
R (kN) / MBS (kN)	15 kN / 26 kN
Kg	0.57 KG

8

INSTALLATION AU SOL / FLOOR - MOUNTING / INSTALACIÓN EN EL SUELO INSTALLAZIONE A TERRA BODENMONTAGE

REF. FA 60 216 90

R> 15 kN

MAT. INOX 316

Kg 1.00 Kg

INSTALLATION EN INTERIEUR DE MUR INTERNAL WALL MOUNTING / INSTALACIÓN INTERIOR DE PARED / INSTALLAZIONE INTERNO AL MURO / INSTALLATION INNENECKE WANDMONTAGE

REF. FA 60 217 90

R> 12 kN

MAT. INOX 316

Kg 1.00 Kg

INSTALLATION EN EXTERIEUR DE MUR EXTERNAL WALL MOUNTING / INSTALACIÓN EXTERIOR DE PARED / INSTALLAZIONE ESTERNO AL MURO INSTALLATION AUSSENECKE WANDMONTAGE

REF. FA 60 218 90

R> 15 kN

MAT. INOX 316

Kg 1.00 Kg

9 FIXATIONS / ANCHOR PLATES / PLACAS DE ANCLAJE / PIASTRE DI ANCORAGGIO / VERANKERUNGSPLATTEN



REF.	FA 60 208 00
MAT.	STEEL
DIM.	275 mm x 275 mm
	4 x M12 x 60 mm 2 x CSK M12 x 45 mm ; 1 x CSK M12 x 30 mm
R (kN) / MBS (kN)	12 kN / 26 kN
Kg	10.0 KG



REF.	FA 60 207 00
MAT.	STEEL
DIM.	275 mm x 275 mm
	4 x M12 x 350 2 x CSK M12 x 45 mm ; 1 x CSK M12 x 30 mm
R (kN) / MBS (kN)	12 kN / 26 kN
Kg	12.5 KG

REF.	FA 60 213 00
CE	EN 795 Type A
MAT.	STEEL
DIM.	312 mm x 100 mm
	2x M12 x 350 mm 1x CSK M12 x 30 mm
R (kN) / MBS (kN)	15 kN / 26 kN
Kg	3.9 KG

10 POTELETS IPN / IPN POSTS / POSTES PARA IPN / PALETTI PER IPN / STANGEN FÜR IPN

REF.	FA 60 211 30C / FA 60 211 50C
CE	---
MAT.	STEEL
DIM.	h: 300 / 500 mm 275 mm x 275 mm
	4x M12 x 60 mm 2 x CSK M12 x 45 mm ; 1 x CSK M12 x 25 mm
R (kN) / MBS (kN)	15 kN / 26 kN
Kg	12.15 KG / 12.97 KG



REF.	FA 60 211 30D / FA 60 211 50 D
CE	---
MAT.	STEEL
DIM.	h: 300 / 500 mm 275 mm x 275 mm
	4x M12 x 350 mm 2 x CSK M12 x 45 mm ; 1 x CSK M12 x 25 mm
R (kN) / MBS (kN)	15 kN / 26 kN
Kg	18.30 KG / 20.07 KG

POTELETS BÉTONS / CONCRETE POSTS / POSTES PARA HORMIGÓN / PALETTI PER CALCESTRUZZO / STANGEN FÜR BETON

REF.	FA 60 211 30 / FA 60 211 50
CE	---
MAT.	STEEL
DIM.	h: 300 / 500 mm 275 mm x 275 mm
	2 x CSK M12 x 45 mm ; 1 x CSK M12 x 25 mm 4 x M12
R (kN) / MBS (kN)	15 kN / 26 kN
Kg	10.23 KG / 12,52 KG

TIGES FILETÉES / THREADED STUDS / VARILLAS ROSCADAS / BARRE FILETTATE / GEWINDESTÄBE



REF.	FA 60 215 00
CE	---
MAT.	INOX
DIM.	350 mm ø 12 mm

R (kN) / MBS (kN)	---
Kg	1.23 KG

INTERFACES TOITURES METALIQUES / METAL ROOF SHEETS / INTERFACES PARA TEJADOS METÁLICOS / INTERFACCE STRUTTURE METALLICHE / SCHNITTSTELLEN METALLBEDACHUNGEN

REF.	FA 60 219 00
CE	EN 795 Type A
MAT.	INOX 316
DIM.	h: 170 mm 499 mm x 485 mm
	16 rivets
MBS (kN)	15 kN
Kg	3.40 KG

REF.	FA 60 220 00
CE	---
MAT.	INOX 316
DIM.	h: 116 mm 499 mm x 485 mm
	16 rivets
MBS (kN)	15 kN
Kg	3.19 KG



REF.	FA 60 221 00
CE	---
MAT.	INOX 316
DIM.	h: 143 mm 499 mm x 485 mm
	16 rivets
MBS (kN)	15 kN
Kg	3.86 KG

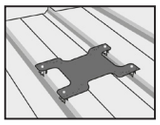

REF.	FA 60 222 00
CE	EN 795 Type A
MAT.	INOX 316
DIM.	h: 170 mm 550 mm x 485 mm
	4 x 4 screws
MBS (kN)	15 kN
Kg	4.99 KG

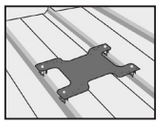

REF.	FA 60 223 00
CE	---
MAT.	INOX 316
DIM.	h: 116 mm 499 mm x 485 mm
	4 x 4 screws
R (kN) / MBS (kN)	15 kN
Kg	4.83 KG



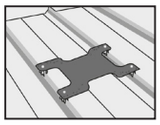

REF.	FA 60 224 00
CE	---
MAT.	INOX 316
DIM.	h: 143 mm 499 mm x 485 mm
	4 x 4 screws
R (kN) / MBS (kN)	15 kN
Kg	4.26 KG

POTELETS ABSORBANTS EXTRÉMITÉ / EXTREMITY CONSTANT FORCE POST / POSTES ABSORBENTES DE EXTREMO / PALETTI DI ASSORBIMENTO PER ESTREMITÀ / ABSORBIERENDE ENDSTANGEN

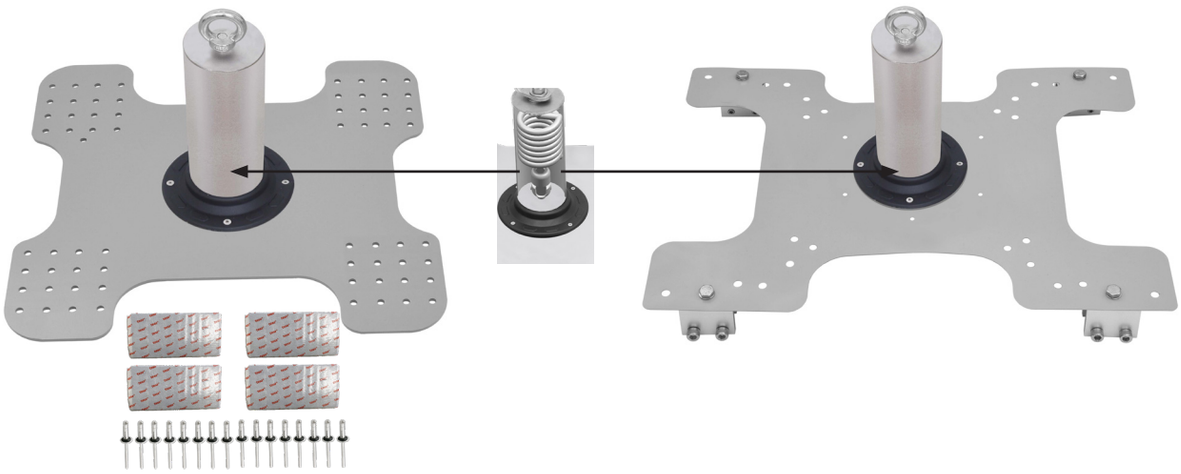

REF.	FA 60 300 00
CE	EN 795 Type C, TS 16415 Type C
MAT.	INOX 316
DIM.	h: 240 mm 499 mm x 485 mm
	16 rivets
R (kN)	15 kN
Kg	12.5 KG

REF.	FA 60 310 00
CE	EN 795 Type C, TS 16415 Type C
MAT.	INOX 316
DIM.	h: 329 mm 485 x 650 mm
	4 x 4 screws
R (kN)	15 kN
Kg	12.5 KG

POTELETS ABSORBANTS INTERMÉDIAIRE / INTERMEDIATE CONSTANT FORCE POST / POSTES ABSORBENTES DE INTERMEDIO / PALETTI DI ASSORBIMENTO INTERMEDI / ABSORBIERENDE ZWISCHENSTANGEN

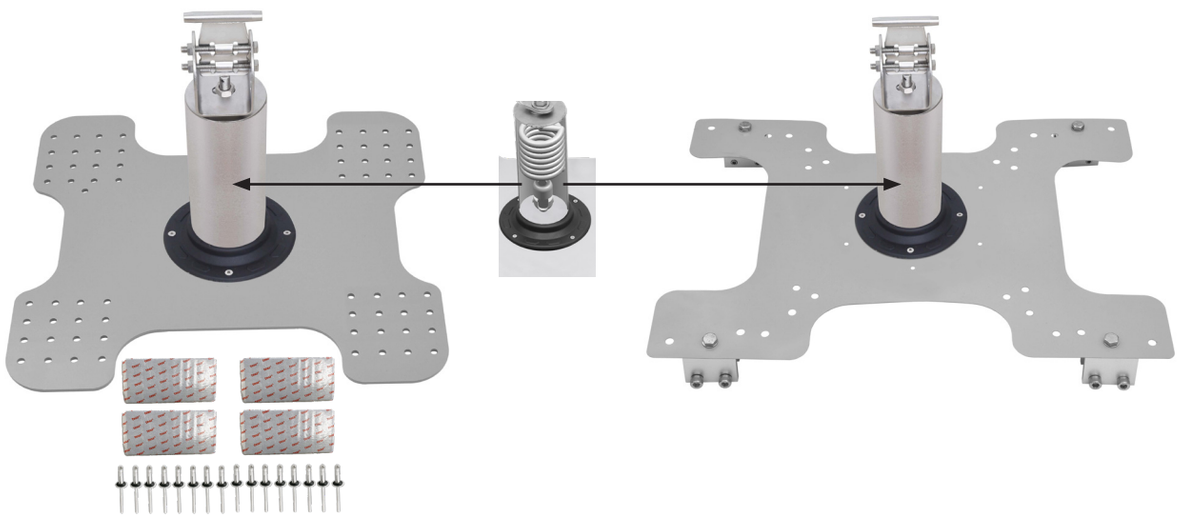

REF.	FA 60 301 00
CE	EN 795 Type C, TS 16415 Type C
MAT.	INOX 316
DIM.	h: 240 mm 485 mm x 499 mm
	16 rivets
R (kN)	15 kN
Kg	12.5 KG

REF.	FA 60 311 00
CE	EN 795 Type C, TS 16415 Type C
MAT.	INOX 316
DIM.	h: 329 mm 485 mm x 650 mm
	4 x 4 screws
R (kN)	15 kN
Kg	12.5 KG

Logiciel pour note de calcul, devis
Software for calculation note, quotation
Programa para nota de cálculo, presupuestos
Software per note di calcolo, preventivi
Software für Berechnungshinweise, Kostenvoranschlag

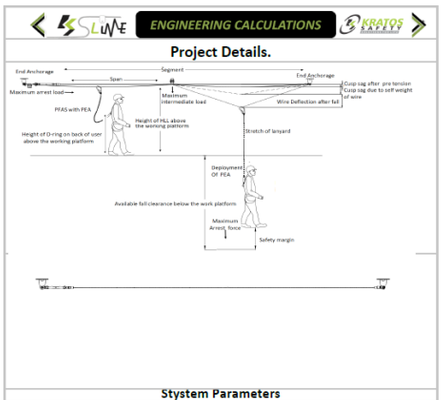

Stystem Parameters

Abbreviation	Description	Unit	Values
A	Application		Roof
FM	Foundation material		Concrete
Temp	Temperature during the installation	°C	25,00
$Temp_{Min}$	Min. possible temperature	°C	-30
$Temp_{Max}$	Max. possible temperature	°C	60
C_{max}	No Of Corners	Nos	0
S_1	Segment Length1	Mtrs	70,00
SP_1	Span Length for segment 1	Mtrs	10,00
S_2	Segment Length2	Mtrs	0,00
SP_2	Span Length for segment 2	Mtrs	0,00
S_3	Segment Length3	Mtrs	0,00
SP_3	Span Length for segment 3	Mtrs	0,00
SP_{total}	No of Span	Nos	7

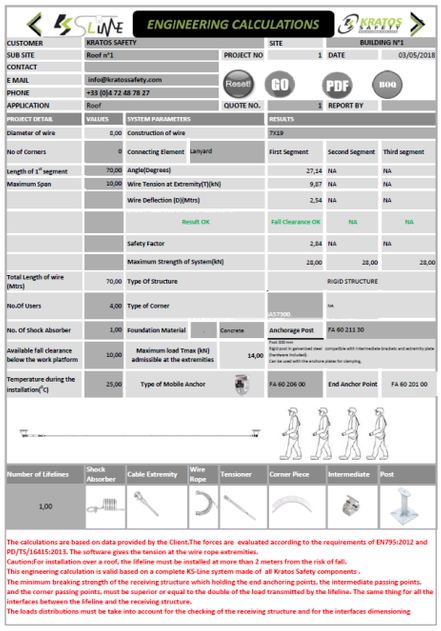

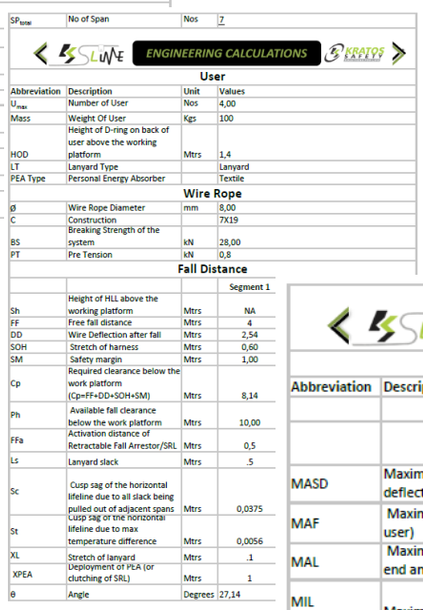

User

Abbreviation	Description	Unit	Values
U_{max}	Number of User	Nos	4,00
Mass	Weight Of User	Kgs	100
HOD	Height of D-ring on back of user above the working platform	Mtrs	1,4
LT	Lanyard Type		Lanyard
PEA Type	Personal Energy Absorber		Textile

Wire Rope

Ø	Wire Rope Diameter	mm	8,00
C	Construction		7X19
BS	Breaking Strength of the system	kN	28,00
PT	Pre Tension	kN	0,8

Fall Distance

			Segment 1
Sh	Height of HLL above the working platform	Mtrs	NA
FF	Free fall distance	Mtrs	4
DD	Wire Deflection after fall	Mtrs	2,54
SOH	Stretch of harness	Mtrs	0,60
SM	Safety margin	Mtrs	1,00
Cp	Required clearance below the work platform (Cp=FF+DD+SOH+SM)	Mtrs	8,14
Ph	Available fall clearance below the work platform	Mtrs	10,00
FFa	Activation distance of Retractable Fall Arrestor/SRL	Mtrs	0,5
Ls	Lanyard slack	Mtrs	.5
Sc	Cusp sag of the horizontal lifeline due to all slack being pulled out of adjacent spans	Mtrs	0,0375
St	Cusp sag of the horizontal lifeline due to max temperature difference	Mtrs	0,0056
XL	Stretch of lanyard	Mtrs	.1
XPEA	Deployment of PEA (or clutching of SRL)	Mtrs	1
θ	Angle	Degrees	27,14

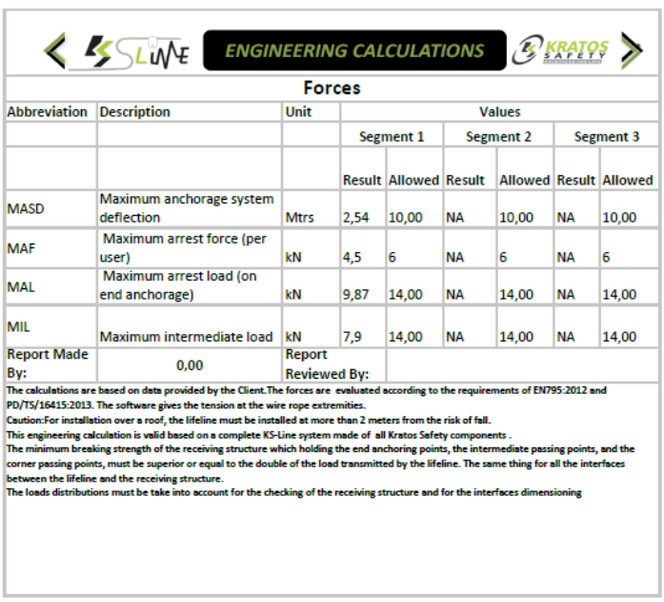

Forces

Abbreviation	Description	Unit	Values					
			Segment 1		Segment 2		Segment 3	
			Result	Allowed	Result	Allowed	Result	Allowed
MASD	Maximum anchorage system deflection	Mtrs	2,54	10,00	NA	10,00	NA	10,00
MAF	Maximum arrest force (per user)	kN	4,5	6	NA	6	NA	6
MAL	Maximum arrest load (on end anchorage)	kN	9,87	14,00	NA	14,00	NA	14,00
MIL	Maximum intermediate load	kN	7,9	14,00	NA	14,00	NA	14,00
Report Made By:	0,00	Report Reviewed By:						

The calculations are based on data provided by the Client.The forces are evaluated according to the requirements of EN795:2012 and PD/TS/16415:2013. The software gives the tension at the wire rope extremities.
Caution:For installation over a roof, the lifeline must be installed at more than 2 meters from the risk of fall.
This engineering calculation is valid based on a complete KS-Line system made of all Kratos Safety components .
The minimum breaking strength of the receiving structure which holding the end anchoring points, the intermediate passing points, and the corner passing points, must be superior or equal to the double of the load transmitted by the lifeline. The same thing for all the interfaces between the lifeline and the receiving structure.
The loads distributions must be take into account for the checking of the receiving structure and for the interfaces dimensioning

Merci de nous contacter
Please contact us
Por favor contáctenos
Vi preghiamo di contattarci
Kontaktieren Sie uns bitte

Installation Murale
Wall Mounted Installation
(with Recess)
Instalación en la pared
Installazione a muro
Wandmontage



Installation à fleur de Mur
Wall Mounted Installation
(Flush Type)
Instalación en la superficie de la pared
Installazione a filo muro
Wandbündige Montage

Installation au Sol
Floor Mounted Installation
Instalación en el suelo
Installazione a terra
Bodenmontage

Installation en position Plafond
Ceiling Mounted Installation
Instalación en posición de techo
Installazione al soffitto
Deckenmontage



KS 5000

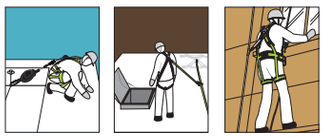

REF.	KS 5000
KG	x6 140 KG
CE	EN 795 Type D TS16415 Type D
MAT.	STEEL & INOX
R (kN)	> 28 kN

5
PAGE 21

KRATOS SAFETY SOLUTIONS FOR LIFE	689 CHEMIN DU BUCLAY LIEU-DIT LA MURIÈRE 38540 HEYRIEUX - FRANCE TEL : +33 (0)4 72 48 78 27		CE
INSTALLED BY			
PRODUCT / SYSTEM			
STANDARD / NORM			
BATCH AND YEAR OF MANUFACTURE			
LENGTH (in M)		CLEARANCE:	
INSTALLATION DATE / REFERENCE			MAXIMUM NUMBER OF USERS:
ACCEPTANCE DATE			
INSPECTION DATE			

REF. FA 20 902 00

1 RAIL D'EXTRÉMITÉ / EXTREMITY RAIL / RAÍL EXTREMO BINARIO DI ESTREMITÀ / GEBOGENE SCHIENE

REF. FA 20 703 01

LG. 3.0 m

MAT. ALU

Kg 4.10 KG

Sys. KS 5000 ; KS 8000

2 RAIL / RAIL / RAÍL / BINARIO / ZWISCHENSCHIENE

REF. FA 20 702 01

LG. 3.0 m

MAT. ALU

Kg 4.0 KG

Sys. KS 5000 ; KS 8000

RAIL INCURVÉ / CURVED RAIL / RAÍL INCURVADO / BINARIO INCURVATO / GEBOGENE SCHIENE

REF. FA 60 503 00

LG. 1 m

MAT. ALU

Kg 1.16 KG

REF. FA 60 503 01

LG. 1 m

MAT. ALU

Kg 1.16 KG

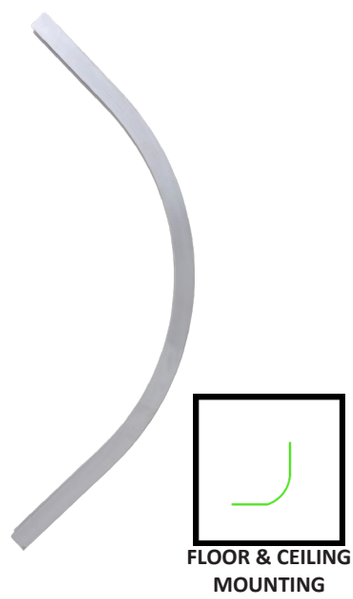

REF. FA 60 503 02

LG. 1 m

MAT. ALU

Kg 1.16 KG

3 FIXATIONS / CLAMPS / FIJACIÓNES / FISSAGGI / BEFESTIGUNGEN

Wall Mounted Installation
(with Recess)

REF. FA 60 505 00
MAT. INOX 316
Kg **0.95 KG**

Wall Mounted Installation
(Flush Type)

REF. FA 60 504 00
MAT. INOX 316
Kg **4.0 KG**

Floor / Ceiling Mounted Installation

REF. FA 20 706 00
MAT. INOX 316
Kg **1.16 KG**

4 ACCESSOIRES / ACCESSORIES / ACCESORIOS / ACCESSORI ZUBEHÖR

REF. FA 20 704 00
MAT. ALU / INOX
Kg **1.16 KG**



REF. FA 20 708 00
MAT. INOX 316
Kg **0.08 KG**

5 CHARIOTS / TROLLEYS / CORREDERAS / CARRELLI / LÄUFER

Wall Installation

REF. FA 60 500 00
R> 15 kN
MAT. STEEL / INOX 316
Kg **0.60 KG**

Floor / Ceiling Installation

REF. FA 60 500 01
R> 15 kN
MAT. STEEL / INOX 316
Kg **0.60 KG**



KS 2001

REF.	KS 2001
KG	100 KG
CE	EN 353-2
MAT.	INOX
R (kN)	15 kN

REF. FA 20 200 00

R> 15 kN

MAT. INOX

Kg 0.90 KG

+

- Utilisation en Interieur / In door usage / Uso en el interior Uso interno / Nutzung in Innenräumen

1 PAGE 24
3 PAGE 25
4 PAGE 25
2 PAGE 24
2 PAGE 24

KS 6000

REF.	KS 6000
KG	100 KG
CE	EN 353-1
MAT.	INOX
R (kN)	15 kN

REF. FA 20 200 02

R> 15 kN

MAT. INOX

Kg 0.82 KG

+

- Economique / Economical / Económico / Economico / Wirtschaftlich

KS 7000

REF. LG.	KS 6000
KG	140 KG
CE	EN 353-1
MAT.	INOX
R (kN)	15 kN
+	Ex II2 G Exh IIC T6 Gb

REF. FA 20 200 01

R> 15 kN

MAT. INOX

Kg 0.60 KG

+

- 140 Kgs.

- Atex Ex II2 G Exh IIC T6 Gb Zone 1

- Protection optimale de la structure d'accueil / Max. protection of the hosting structure Protección óptima de la estructura receptora / Protezione ottimale della superficie ospitante Optimaler Schutz der Aufnahmestruktur

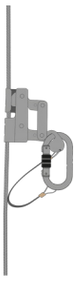

1 ANCRAGES / ANCHORAGES / ANCLAJES / ANCORAGGI / ANSCHLAGPUNKTE

REF.	FA 20 210 19
CE	EN795 Type A
	x1
MAT.	STEEL / INOX
	5 x ⊔ Ø M12
R (kN)	12 kN
Kg	7.67 KG
Sys.	KS 2001 / KS 6000 / KS 7000

REF.	FA 20 201 00
CE	EN 795 Type A
	x1
MAT.	INOX 316
	2 x M12 Ø30 mm X 100 mm
R (kN)	15 kN
Kg	3.26 KG
Sys.	KS 2001 / KS 6000 / KS 7000

REF.	FA 20 209 00
CE	EN 795 Type A
	x1
MAT.	INOX 316
	2 x ⊔ Ø M12
R (kN) / MBS (kN)	15 kN
Kg	1.30 KG
Sys.	KS 2001 / KS 6000 / KS 7000

2 FIXATIONS BASSES / END ATTACHMENT POINTS / FIJACIÓNES BAJAS / FISSAGI INFERIORE / BEFESTIGUNG UNTEN

REF.	FA 20 201 00
CE	EN 795 Type A
	x1
MAT.	INOX 316
	2 x M12 Ø 30 mm X 100 mm
R (kN)	36 kN
Kg	3.26 KG
Sys.	KS 2001 / KS 6000 / KS 7000



REF.	FA 20 203 00
CE	---
	x1
MAT.	STEEL
	2 x ⊔ Ø 8mm
R (kN) / MBS (kN)	---
Kg	1.05 KG
Sys.	KS 2001

REF. FA 20 205 00

MAT. INOX

Kg 1.05 KG

Sys. KS 6000 / KS 7000

REF. FA 20 204 00

MAT. STEEL

Kg 6.0 KG

Sys. KS 2001

3 SUPPORT D'ASSURAGE / LIFELINE / LÍNEA DE ANCLAJE / SUPPORTO DI SICUREZZA / SEILSICHERUNG

REF.	FA 20 207 00
CE	---
	x1
MAT.	INOX 316

R (kN) / MBS (kN)	34 kN
Kg	0.39 KG
Sys.	KS 2001 / KS 4000 / KS 6000 / KS 7000

REF.	FA 20 200 99
CE	---
	x1
MAT.	INOX
	7x19 Ø 8 mm
R (kN) / MBS (kN)	R> 36 kN
Kg	0.28 KG/m
Sys.	KS 2001 / KS 4000 / KS 6000 / KS 7000

REF. FA 20 200 98
LG. 1 m
R> 36 kN
MAT. INOX
Ø 8 mm
Sys. KS 20001 / S 6000 / KS 7000

REF. FA 20 200 97

REF. FA 20 206 00
R> 15 kN
MAT. INOX
Kg 1.23 KG
Sys. KS 7000

4 FIXATION INTERMEDIARE / INTERMEDIATE ATTACHMENT / FIJACIÓN INTERMEDIARIA / FISSAGGIO INTERMEDIO / ZWISCHENBEFESTIGUNG

REF.	FA 20 202 00
CE	---
	x1
MAT.	INOX 316
	4xM12
Kg	0.62 KG
Sys.	KS 2001 / KS 6000 / KS 7000

MARQUAGE / MARKING / MARCADO / MARCATURA / MARKIERUNG



KRATOS SAFETY
689 CHEMIN DU BUCLAY
LIEU-DIT LA MURIÈRE
38540 HEYRIEUX - FRANCE
TEL : +33 (0)4 72 48 78 27
CE

INSTALLED BY		
PRODUCT / SYSTEM		
STANDARD / NORM		
BATCH AND YEAR OF MANUFACTURE		
LENGTH (in M)	CLEARANCE:	
INSTALLATION DATE / REFERENCE		MAXIMUM NUMBER OF USERS:
ACCEPTANCE DATE		
INSPECTION DATE		

REF. FA 20 902 00



KS 8000

REF.	KS 8000
LG.	---
KG	100 KG
CE	EN 353-1
MAT.	ALU & STEEL & INOX
R (kN)	15 kN
+	Ex II2 G Exh IIC T6 Gb Zone 1

REF. FA 20 700 00

R> 15 kN

MAT. INOX

0.60 KG

FALL INDICATOR

+

- Système de protection sur système d'accès existant / Fall arrest system for existing acces system / Sistema de protección en sistema de acce so existente / Sistema di pro-tezione su sistema di accesso preesistente / Schutzsystem an bestehendem Zugangssystem

- ATEX Ex II2 G Exh IIC T6 Gb Zone 1

KS 9000

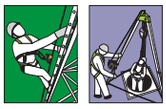

REF.	KS 9000
LG.	---
KG	100 KG
CE	EN 353-1
MAT.	ALU & STEEL & INOX
R (kN)	15 kN
+	Ex II2 G Exh IIC T6 Gb Zone 1

REF. FA 20 700 00

R> 15 kN

MAT. INOX

0.60 KG

FALL INDICATOR



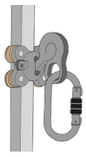

+

- Système 2-en-1 (accès et protection antichutes)
- 2-in-1 system (access & fall protection)
- Sistema 2-en-1 (acceso y protección anticaída)
- Sistema 2-in-1 (accesso e protezione anticaduta)
- 2-in-1-System (Zugang und Absturzsicherung)

- ATEX Ex II2 G Exh IIC T6 Gb Zone 1

1 EXTENSION HAUTE / TOP EXTENSION / EXTENSIÓN SUPERIOR ESTENSIONE SUPERIORE / ERWEITERUNG OBEN

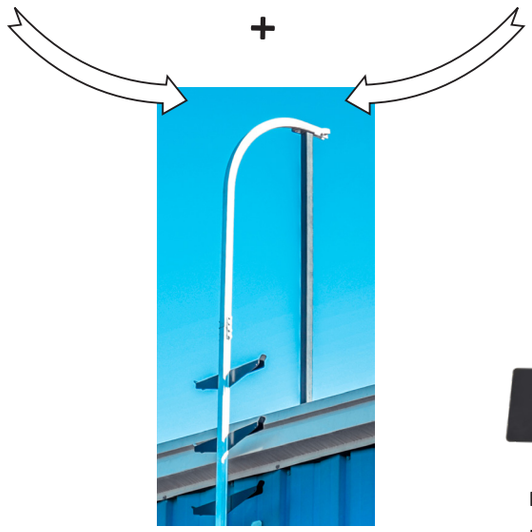

REF. FA 20 701 00

LG. 1.5 m

MAT. ALU

Kg 2.90 KG

Sys. KS 8000 / KS 9000

REF. FA 20 701 01

LG. 1.5 m

MAT. STEEL

Kg 10.45 KG

Sys. KS 8000 / KS 9000

2 RAIL / RAIL / RAÍL / ROTAIA / ZWISCHENSCHIENE





REF. FA 20 702 01

LG. 3.0 m

MAT. ALU

Kg 4.0 KG

Sys. Sys. KS 5000 / KS 8000

REF. FA 20 702 00

LG. 3.0 m

MAT. ALU

Kg 4.0 KG

Sys. KS 9000

3 EXTRÉMITÉ BASSE / BOTTOM PART / EXTREMO INFERIOR / ESTREMITÀ INFERIORE / UNTERES ENDE

REF. FA 20 703 01

LG. 3.0 m

MAT. ALU

Kg 4.10 KG

Sys. KS 5000 / KS 8000

REF. FA 20 703 00

LG. 3.0 m

MAT. ALU

Kg 4.10 KG

Sys. KS 9000

4 ACCESSOIRES / ACCESSORIES / ACCESORIOS / ACCESSORI / ZUBEHÖR

MARQUAGE / MARKING / MARCADO / MARCATURA / MARKIERUNG

REF. FA 20 704 00

MAT. ALU INOX

1.16 KG

Sys. KS 5000 KS 8000 / KS 9000

REF. FA 20 707 00

MAT. STEEL

0.86 KG

Sys. KS 9000



REF. FA 20 902 00

5 FIXATIONS / CLAMPS / FIJACIÓNES / FISSAGGI / BEFESTIGUNGEN

REF.	FA 20 706 01
CE	---
	x1
MAT.	STEEL
	M16
R (kN) / MBS (kN)	---
Kg	5.48 KG
Sys.	KS 9000

REF.	FA 20 706 00
CE	---
	x1
MAT.	INOX
	M16
R (kN) / MBS (kN)	---
Kg	1.16 KG
Sys.	KS 5000 / KS 9000

REF.	FA 20 705 00
CE	---
	x1
MAT.	INOX

R (kN) / MBS (kN)	---
Kg	0.20 KG
Sys.	KS 8000

REF. FA 20 708 00

MAT. INOX

0.08 KG

Sys. KS 5000 / KS 9000

FA 60 038 00



REF.	FA 60 038 00
CE	EN 795 Type A
	x1
MAT.	INOX / STEEL
DIM.	---
R (kN) / MBS (kN)	12 kN / 23 kN
	CONCRETE Ø 20 mm x 150 mm
Kg	0.34 KG

FA 60 038 01



REF.	FA 60 038 01
CE	EN 795 Type A
	x1
MAT.	INOX
DIM.	110 mm
R (kN) / MBS (kN)	12 kN / 23 kN
	CONCRETE Ø 20 mm x 150 mm
Kg	0.45 KG

FA 60 014 00



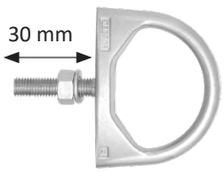

REF.	FA 60 014 00
CE	EN 795 Type A ; TS 16415 Type A
	x4
MAT.	STEEL
DIM.	100 mm x 76 mm
R (kN) / MBS (kN)	12 kN / 23 kN
	M12 Ø13 mm X 10 mm
Kg	0.53 KG

FA 60 014 01



REF.	FA 60 014 01
CE	EN 795 Type A ; TS 16415 Type A
	x4
MAT.	STEEL
DIM.	100 mm x 76 mm
R (kN) / MBS (kN)	12 kN / 23 kN

Kg	0.37 KG

FA 60 011 00



REF.	FA 60 011 00
CE	EN 795 Type A
	x1
MAT.	INOX
DIM.	53 mm
R (kN) / MBS (kN)	12 kN / 23 kN
	M12 Ø13 mm X 115 mm
Kg	0.26 KG

FA 60 027 10

REF.	FA 60 027 10
CE	EN 795 Type A
	x1
MAT.	INOX
DIM.	---
R (kN) / MBS (kN)	12 kN / 23 kN
	M10
Kg	0.06 KG

FA 60 027 12

REF.	FA 60 027 12
CE	EN 795 Type A
	x1
MAT.	INOX
DIM.	---
R (kN) / MBS (kN)	12 kN / 23 kN
	M12
Kg	0.06 KG

FA 60 028 14

REF.	FA 60 028 14
CE	EN 795 Type A
	x1
MAT.	INOX
DIM.	---
R (kN) / MBS (kN)	12 kN / 23 kN
	2 x M12 ---
Kg	0.31 KG

FA 60 041 00

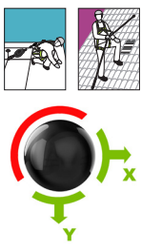

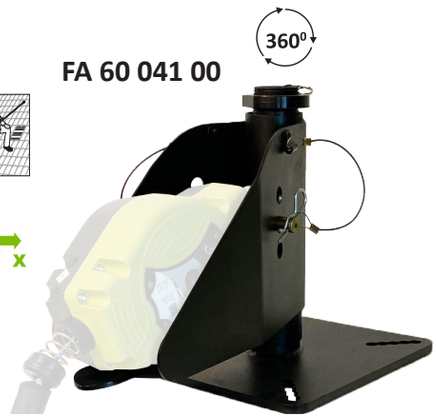

REF.	FA 60 041 00
CE	EN 795 Type A
	x1
MAT.	STEEL
DIM.	275mm x 275mm
R (kN) / MBS (kN)	12 kN / 15 kN
	4 x M12
Kg	12.00 KG

FA 60 012 00



REF.	FA 60 012 00
CE	EN 795 Type A
	x1
MAT.	STEEL
DIM.	---
R (kN) / MBS (kN)	12 kN / 23 kN
	--- Min. 80 x 80 mm
+	---
Kg	1.05 KG

FA 60 030 04



REF.	FA 60 030 04
CE	EN 795 Type A
	x1
MAT.	INOX / STEEL
DIM.	---
R (kN) / MBS (kN)	12 kN / 15 kN
	2x M8 x 80 mm Ø9 mm X 75 mm
+	---
Kg	0.27 KG

FA 60 320 00

REF.	FA 60 320 00
CE	EN 795 Type A, TS 16415 Type A
	x4
MAT.	INOX 316
DIM.	h: 240 mm 499 mm x 485 mm
	16 rivets
R (kN)	15 kN
Kg	12.5 KG



FA 60 330 00



REF.	FA 60 330 00
CE	EN 795 Type A, TS 16415 Type A
	x4
MAT.	INOX 316
DIM.	h: 329 mm 650 mm x 485 mm
	4 x 4 screws
R (kN)	15 kN
Kg	12.5 KG

FA 60 042 00



REF.	FA 60 042 00
CE	EN 795 Type A
	x1
MAT.	INOX
DIM.	290mm x 305mm x80mm
R (kN) / MBS (kN)	12 kN / 15 kN
	2 x M7x75 mm steel timber tek screws + 8x8 mm pop rivets
+	energy absorbing eye
Kg	2.00 KG

NOTE

Sur ordinateur, Tablette, Smartphone, … Venez découvrir notre site Internet !

- Information produits
- Préconisation de produits selon votre situation de travail
- Informations sur nos formations
- Aide au choix
- Espace Distributeur Partenaire
- Outils de calcul automatique du tirant d'air en fonction des produits utilisés et de la situation de travail
- Catalogue Virtuel
- Vidéos techniques

A través del ordenador, la tableta, el móvil... ¡visítenos en nuestro sitio web!

- Información sobre los productos
- Recomendación de productos según sus condiciones de trabajo
- Información sobre nuestros cursos de formación
- Ayuda en la elección
- Espacio distribuidor asociado
- Herramientas de cálculo automático de la altura libre en función de los productos utilizados y las condiciones de trabajo
- Catálogo Virtual
- Vídeos técnicos

Entdecken Sie unsere Website... auf Ihrem PC, Smartphone, Tablet!

- Produktinformationen
- Produktempfehlung entsprechend Ihrer Arbeitssituation
- Informationen über unsere Schulungen
- Hilfe bei der Auswahl
- Händlerbereich
- Werkzeuge zur automatischen Berechnung der Sturzhöhe in Abhängigkeit von den verwendeten Produkten und den Arbeitsumständen
- Virtueller Katalog
- Technische Videos

Computer, Tablet, Smartphone, … Come and discover our website!

- Product information
- Recommendation of products according to your work situation
- Information regarding our trainings
- Help for choosing
- Distributor Partner Area
- Tools for an automatic calculation of the clearance depending on the products used and the work situation
- Virtual Catalogue
- Technical Movies

- **Vieni a scoprire il nostro sito web su computer, tablet o smartphone!**
- Informazioni prodotto
- Raccomandazione di prodotti in base alle specifiche condizioni di lavoro
- Informazioni sui corsi di formazione
- Aiuto nella scelta
- Area distributore partner
- Strumenti di calcolo automatico dell'altezza massima in funzione dei prodotti utilizzati e della condizione di lavoro
- Catalogo virtuale
- Video tecnici

SITE INTERNET, K-S.ONE | WEBSITE, K-S.ONE | SITIO WEB, K-S.ONE | SITO INTERNET, K-S.ONE | WEBSITE, K-S.ONE

www.kratossafety.com

K-S.ONE

K-S.One, une plateforme gratuite de gestion de vos équipements KRATOS SAFETY.
En scannant le QR Code présent sur nos produits via un smartphone ou une douchette USB, vous avez accès rapidement et facilement à la notice d'utilisation du produit et ce, dans plus d'une vingtaine de langues, mais aussi à la déclaration de conformité ou encore au guide d'inspection périodique. Vous pouvez également créer et gérer votre parc EPI, affecter chaque produit à un utilisateur ou une zone d'utilisation, créer des alertes vous rappelant l'arrivée imminente du contrôle périodique du produit, et bien plus encore…
Avec K-S.One, gérer votre matériel de sécurité n'aura jamais été aussi simple !
Contactez-nous pour plus d'informations ou retrouvez-nous sur notre site www.kratossafety.com.

K-S.One, una plataforma gratuita de gestión de sus equipos KRATOS SAFETY.
Escaneando el código QR de nuestros productos con un teléfono inteligente o un lector de códigos USB, tendrá acceso rápida y fácilmente al manual de instrucciones del producto, en una veintena de idiomas, pero también tendrá acceso a la declaración de conformidad o, incluso, a la guía de inspección periódica. También podrá crear y gestionar su parque de EPI, asignar cada producto a un usuario o a una zona de utilización, crear alertas que le recuerden que se acerca el control periódico del producto y mucho más…
Con K-S.One, ¡gestionar su material de seguridad nunca habrá sido tan sencillo!
Póngase en contacto con nosotros para más información o visítenos en nuestro sitio web www.kratossafety.com.

K-S.One, une plateforme gratuite de gestion de vos équipements KRATOS SAFETY.
En scannant le QR Code présent sur nos produits via un smartphone ou une douchette USB, vous avez accès rapidement et facilement à la notice d'utilisation du produit et ce, dans plus d'une vingtaine de langues, mais aussi à la déclaration de conformité ou encore au guide d'inspection périodique. Vous pouvez également créer et gérer votre parc EPI, affecter chaque produit à un utilisateur ou une zone d'utilisation, créer des alertes vous rappelant l'arrivée imminente du contrôle périodique du produit, et bien plus encore…
Avec K-S.One, gérer votre matériel de sécurité n'aura jamais été aussi simple !
Contactez-nous pour plus d'informations ou retrouvez-nous sur notre site www.kratossafety.com.

K-S.One, a free platform to manage your KRATOS SAFETY equipment.
Scanning the QR Code on our products using a smartphone or USB scanner gives you quick and easy access to the product's operating instructions in over 20 languages. You'll also have access to the declaration of conformity and the periodic inspection guide. You can also create and manage your PPE product stock, assign each product to a user or area of use, create alerts to remind you of the imminent arrival of the product's periodic inspection, and more!
With K-S.One, managing your safety equipment has never been easier!
Please contact us for more information, or visit our website www.kratossafety.com.

K-S.One, una piattaforma gratuita per la gestione dei dispositivi KRATOS SAFETY.
Leggendo il codice QR presente sui prodotti con lo smartphone o con un lettore di codici USB si potrà accedere in modo semplice e immediato al manuale d'uso del prodotto, disponibile in più di venti lingue, alla dichiarazione di conformità e alla guida per l'ispezione periodica. Sarà inoltre possibile creare e gestire il proprio parco DPI, assegnare ogni prodotto a un dato utilizzatore o a un'area di utilizzo, creare notifiche per avere un promemoria sui prossimi controlli periodici da effettuare e molto altro ancora!
Con K-S.One, gestire tutti i tuoi dispositivi per la sicurezza non è mai stato così semplice!
Contattaci per avere maggiori informazioni o visita il sito www.kratossafety.com.

Nous vous rappelons que la formation à l'utilisation des équipements de protection individuelle est OBLIGATOIRE. En effet, rien ne sert d'avoir les meilleurs équipements de protection individuelle si on ne sait pas les utiliser.

We remind you that training for using of personal protective equipment is OBLIGATORY. Indeed there is no use having the best personal protective equipment if we do not know how to use it.

Le recordamos que es OBLIGATORIO recibir formación sobre el uso de los equipos de protección individual. En efecto, no sirve de nada tener los mejores equipos de protección individual si no se sabe usarlos.

Si ricorda che la formazione all'uso delle attrezzature di protezione individuale è OBBLIGATORIA. Non serve a nulla avere a disposizione le migliori attrezzature di protezione individuale se non si sa come utilizzarle.

Wir rufen in Erinnerung, dass die Schulung im Gebrauch der Personenschutzausrüstung PFLICHT ist. Denn die besten Personenschutzausrüstungen sind nutzlos, wenn man nicht weiß, wie sie verwendet werden.

REF. NO.	FORMATIONS PROPOSÉES	TRAINING OFFER	CURSOS DE FORMACIÓN PROPUESTOS	CORSI DI FORMAZIONE PROPOSTI	ANGEBOTENE SCHULUNGEN
TR 00 001 00 TR 00 001 01	Sensibilisation aux travaux en hauteur	Sensitizing to work at height	Concienciación a los trabajos en altura	Sensibilizzazione ai lavori in altezza	Einführung in die Arbeiten in größeren Höhen
TR 00 006 00 TR 00 006 01	Inspection des dispositifs d'ancrage et supports d'assurage verticaux	Inspection of anchor devices & Vertical lifeline systems	Inspección de los dispositivos de anclaje y soportes de aseguramiento verticales	Ispezione di dispositivi di ancoraggio e supporti di sicurezza verticali	Inspektion der vertikalen Verankerungsvorrichtungen und Sicherungsstützen
TR 00 007 00 TR 00 007 01	Installation et ins-pec-tion des dispo-sitifs d'ancrage et supports d'assurage horizontaux	Installation and inspection of horizon-tal lifeline systems	Instalación e inspección de los dispositivos de anclaje y soportes de aseguramiento horizontales	IInstallazione e ispezione di dispositivi di ancoraggio e supporti di sicurezza orizzontali	Installation und Inspektion der horizontalen Verankerungsvorrichtungen und Sicherungsstützen

Ces formations peuvent avoir lieu soit chez le client, soit dans nos locaux (sauf la formation "Révision mécanique des Antichutes à rappel automatique", qui ne peut avoir lieu que dans nos locaux).
Quand la vie des hommes est en jeu, n'hésitez pas à investir dans la formation pour prévenir les risques et garantir la sécurité de l'homme au travail.

These courses can take place either at customer's, or at KRATOS SAFETY training center (except the "Mechanical overhaul of retractable fall arresters", which can only take place at KRATOS SAFETY training center).
When human life is involved, do not hesitate to invest in training to prevent risks and ensure the safety of people at work.

Estos cursos de formación pueden realizarse en las instalaciones del cliente o en nuestros locales (salvo el curso de formación «Revisión mecánica de los anticaídas retráctiles», que solo puede realizarse en nuestros locales).
Cuando la vida humana está en juego, no dude en invertir en formación para prevenir los riesgos y garantizar la seguridad del hombre en el trabajo.

I corsi di formazione possono svolgersi dal cliente o presso di noi (eccetto per il corso "Revisione meccanica dei dispositivi anticaduta retrattili", che può essere svolta solo presso di noi).
Quando la vita umana è in gioco, occorre sempre investire in formazione per prevenire i rischi e garantire la sicurezza di chi lavora.

Diese Schulungen können wahlweise beim Kunden oder in unseren Räumlichkeiten abgehalten werden (mit Ausnahme der Schulung "Mechanische Inspektion von Sturzschutzvorrichtungen mit automatischem Rückzug", die ausschließlich bei uns abgehalten wird).
Wenn Menschenleben auf dem Spiel stehen, sollten Sie nicht zögern, in die Schulung zu investieren, um Gefahren vorzubeugen und die Sicherheit der Mitarbeiter zu garantieren.

S.A.V.
VÉRIFICATION, MAINTENANCE
Pour garantir les performances des produits tout au long de leur utilisation et donc la sécurité de l'utilisateur, la réglementation Européenne fixe des vérifications obligatoires à 2 niveaux :

- 1er niveau de vérification: la norme EN 365:2004 (§4.2.2.l) précise qu'avant utilisation d'un EPI, celui-ci doit faire l'objet d'une vérification visuelle de la part de l'utilisateur.
- 2nd niveau de vérification: la norme EN 365:2004 (§ 4.4.b) précise que lors de son utilisation, un EPI contre les chutes de hauteur doit avoir fait l'objet depuis moins de douze mois d'un examen périodique par le fabricant ou une personne compétente.

Pour cette vérification périodique, qui doit être enregistrée sur la fiche d'inspection du produit (présente dans la notice d'utilisation des produits KRATOS SAFETY), nous vous offrons les possibilités suivantes :

- SAV en nos locaux,
- Habilitation à l'inspection périodique,
- Habilitation à la maintenance des EPI,
- Disponibilité de nos Centres SAV agréés.

Nous sommes à votre service, n'hésitez pas à nous contacter !

SPV
COMPROBACIÓN, MANTENIMIENTO
Para garantizar los resultados de los productos durante su uso y por tanto, la seguridad del usuario, la normativa europea fija unas comprobaciones obligatorias a 2 niveles :

- 1.er nivel de comprobación: la norma EN 365:2004 (párrafo 4.2.2.l) precisa que antes de usar un EPI, este debe ser objeto de una comprobación visual por parte del usuario.
- 2.º nivel de comprobación: la norma EN 365:2004 (párrafo 4.4.b) precisa que cuando se usa un EPI contra la caídas de altura, tiene que pasar un examen periódico al menos una vez al año realizado por el fabricante o una persona competente

Para esta comprobación periódica, que tiene que ser registrada en la ficha de inspección del producto (presente en el manual de instrucciones de los productos KRATOS SAFETY), le ofrecemos las siguientes posibilidades :

- SPV en nuestros locales,
- Habilitación para la inspección periódica,
- Habilitación para el mantenimiento de los EPI,
- Nuestros centros SPV autorizados.

Estamos a su servicio, no dude en ponerse en contacto con nosotros.

KUNDENDIENST
ÜBERPRÜFUNG, WARTUNG
Zur Gewährleistung der Leistung der Produkte während ihrer gesamten Lebensdauer und somit der Sicherheit der Benutzer, legt das europäische Regelwerk zwei Ebenen der Pflichtprüfungen fest :

- Prüfungsebene 1: Die Norm EN 365:2004 (§ 4.2.2.l). Sie legt fest, dass eine PSA vor dem Gebrauch vom Benutzer einer Sichtprüfung zu unterziehen ist.
- Prüfungsebene 2: Die Norm EN 365:2004 (§ 4.4.b) legt fest, dass eine PSA gegen Abstürze alle zwölf Monate einer regelmäßigen Prüfung durch den Hersteller oder durch eine kompetente Person unterzogen werden muss.

Für diese Prüfung, die auf dem Inspektionsmerkblatt des Produkts zu verzeichnen ist (das Inspektionsblatt finden Sie im Benutzerhandbuch der KRATOS SAFETY-Produkte), bieten wir Ihnen die folgenden Möglichkeiten :

- Kundendienst in unseren Räumlichkeiten;
- Ermächtigung zur periodischen Inspektion;
- Ermächtigung zur Wartung der persönlichen Schutzausrüstung;
- Unsere zugelassenen Kundendienst-Center.

Wir stehen Ihnen gern zur Verfügung - zögern Sie nicht, uns zu kontaktieren!

AFTER SALES SERVICE
VERIFICATION, MAINTENANCE
In order to ensure product performance throughout their use and therefore the safety of the user, the European regulations sets 2 levels for the compulsory examination of the PPE :

- 1st level of verification: the standard EN 365:2004 (§ 4.2.2.l) states that the user must visually check the PPE before every use,
- 2nd level of verification: the standard EN 365:2004 (§ 4.4.b) states that during its use, PPE against falls from height must have been inspected within the last twelve months by the manufacturer or a competent person.

For this periodic examination, which must be saved on the inspection card of the product (present in the User Manual of KRATOS SAFETY products), we offer you the following possibilities :

- Service in our premises,
- Habilitation for periodic inspection,
- Habilitation for the maintenance of PPE,
- Availability of our authorized service centers.

We are here to help you, please feel free to contact us!

ASSISTENZA CLIENTI
CONTROLLO, MANUTENZIONE
Per garantire le performance dei prodotti per tutto il loro uso e quindi la sicurezza dell'utilizzatore, la normativa europea definisce verifiche obbligatorie a 2 livelli :

- 1° livello di verifica: norma EN 365:2004 (§4.2.2.l) precisa che prima di utilizzare un DPI, esso deve essere oggetto di un controllo visivo da parte dell'utilizzatore.
- 2° livello di verifica: norma EN 365:2004 (§ 4.4.b) precisa che un DPI contro le cadute dall'alto deve essere stato oggetto di un esame periodico da parte del fabbricante o di persona competente almeno ogni dodici mesi.

Per questa verifica periodica, che deve essere registrata sulla scheda di ispezione del prodotto (presente nelle istruzioni per l'uso dei prodotti KRATOS SAFETY), offriamo le possibilità seguenti :

- Assistenza clienti presso Kratos Safety,
- Abilitazione a eseguire ispezioni periodiche,
- Abilitazione a eseguire interventi di manutenzione dei DPI,
- Assistenza clienti presso i centri autorizzati.

Kratos Safety è sempre al tuo servizio, contattaci!

KRATOS SAFETY™ est une marque déposée. La société se réserve le droit de modifier les caractéristiques de ses produits sans préavis. Document non contractuel sous réserve d'erreurs d'impression. Reproduction interdite.
KRATOS SAFETY™ is a registered trademark. The company reserves the right to change manufacturing specifications of its products without notice. Non-contractual document subject to printing errors. Reproduction prohibited.
KRATOS SAFETY™ es una marca registrada. La empresa se reserva el derecho de modificar las características de sus productos sin previo aviso. Documento no contractual bajo reserva de errores de impresión. Reproducción prohibida.
KRATOS SAFETY™ è un marchio registrato. La società si riserva il diritto di modificare, anche senza preavviso, le caratteristiche dei propri prodotti. Documento non contrattuale con riserva di errori di stampa. È vietata la riproduzione.
KRATOS SAFETY™ ist eine eingetragene Marke. Das Unternehmen behält sich das Recht vor, die Merkmale seiner Produkte ohne Vorwarnung zu ändern. Vertraglich nicht bindendes Dokument, Druckfehler vorbehalten. Vervielfältigung verboten.

INDEX

FA 20 200 00	p. 22
FA 20 200 01	p. 23
FA 20 200 02	p. 23
FA 20 200 97	p. 25
FA 20 200 98	p. 25
FA 20 200 99	p. 11-25
FA 20 201 00	p.24
FA 20 202 00	p. 25
FA 20 203 00	p. 24
FA 20 204 00	p. 24
FA 20 205 00	p. 24
FA 20 206 00	p. 25
FA 20 207 00	p. 11-25
FA 20 209 00	p. 24
FA 20 210 19	p. 24
FA 20 700 00	p. 26-27
FA 20 701 00	p. 28
FA 20 701 01	p. 28
FA 20 702 00	p. 28
FA 20 702 01	p. 2-28
FA 20 703 00	p. 28
FA 20 703 01	p. 2-28
FA 20 704 00	p. 21-29
FA 20 705 00	p. 29
FA 20 706 00	p. 21-29
FA 20 706 01	p. 29
FA 20 707 00	p. 29
FA 20 708 00	p. 21-29
FA 20 902 00	p. 7-19-25-29
FA 60 011 00	p. 30
FA 60 012 00	p. 32
FA 60 014 00	p. 30
FA 60 014 01	p. 30
FA 60 027 10	p. 31
FA 60 027 12	p. 31
FA 60 028 14	p. 31
FA 60 030 04	p. 32
FA 60 038 00	p. 30
FA 60 038 01	p. 30
FA 60 041 00	p. 31
FA 60 042 00	p. 32
FA 60 200 00	p. 8
FA 60 200 01	p. 9
FA 60 201 00	p. 10
FA 60 202 00	p. 10
FA 60 203 00	p. 10
FA 60 203 01	p. 10
FA 60 203 02	p. 8-9-10
FA 60 204 00	p. 12
FA 60 205 00	p. 11
FA 60 205 02	p. 8-9-11
FA 60 206 00	p. 11
FA 60 206 01	p. 11
FA 60 207 00	p. 13
FA 60 208 00	p. 13
FA 60 211 30	p. 14
FA 60 211 30C	p. 14
FA 60 211 30D	p. 14
FA 60 211 50	p. 14
FA 60 211 50C	p. 14
FA 60 211 50D	p. 14
FA 60 213 00	p. 13
FA 60 215 00	p. 14
FA 60 216 90	p. 12
FA 60 217 90	p. 12
FA 60 218 90	p. 12
FA 60 219 00	p. 15
FA 60 220 00	p. 15
FA 60 221 00	p. 15
FA 60 222 00	p. 15
FA 60 223 00	p. 15
FA 60 224 00	p. 15
FA 60 300 00	p. 16
FA 60 310 00	p. 16
FA 60 301 00	p. 32
FA 60 311 00	p. 32
FA 60 500 00	p. 21
FA 60 500 01	p. 21
FA 60 503 00	p. 20
FA 60 503 01	p. 20
FA 60 503 02	p. 20
FA 60 504 00	p. 21
FA 60 505 00	p. 21
KS2001	p. 22
KS4000	p. 6-7
KS5000	p. 18-19
KS6000	p. 23
KS7000	p. 23
KS8000	p.26
KS9000	p.27

www.kratossafety.com

STEEL	ALU	INOX	CONCRETE	ABS
Acier Steel Acero acciaio Stahl	Aluminium Aluminium Aluminio Alluminio Aluminium	Acier inoxydable Stainless steel Acero inoxidable Acciaio Inox Rostfreier Stahl	Béton Concrete Hormigón Calcestruzzo Beton	Acrylonitrile butadiène styrène

360°	R (kN)	R (KN) / MBS (KN)	II2 G Exh IIC T6 Gb
Rotation à 360° 360° rotation Rotación de 360° Rotazione a 360° Rotation um 360°	Résistance (en kN) Resistance (kN) Resistencia (en kN) Resistenza Belastbarkeit (in kN)	Résistance statique (en kN) / Résistance à la rupture (kN) Static strength / Minimum Breaking Strength Resistencia estática (en kN) / Resistencia a la ruptura (kN) Resistenza statica (in kN) / Resistenza alla rottura (kN) Statische Festigkeit (in kN) / Bruchfestigkeit (kN)	Utilisable en Atmosphère Explosible Usable in Explosive Atmosphere Utilizable en atmósfera explosiva Utilizzabile in atmosfera esplosiva Verwendbar in explosionsgefährdeten Umgebungen

Travail en retenue
Work restraint
Trabajo en retención
Lavoro in trattenuta
Rückhaltung bei der Arbeit

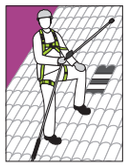

Travail sur plan incliné
Work on an inclined plane
Trabajo en plano inclinado
Lavoro su piano inclinato
Geneigte Ebene



Travail sur structure métallique (ou autre)
Work on metal structure (or other)
Trabajo en estructura metálica (u otra)
Lavoro su struttura metallica (o altro)
Metallstruktur

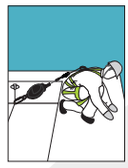

Travail sur plan horizontal avec présence ou non d'arète vive
Work on a horizontal plane with or without a sharp edge
Trabajo en plano horizontal con o sin arista viva
Lavoro su piano orizzontale in presenza o meno di spigolo vivo
Horizontale Ebene

Descente en double corde
Descent with a double rope
Descenso con doble cuerda
Discesa in doppia corda
Abseilen am Doppelseil

Travail sur encadrement de porte ou fenêtre (installation et/ou maintenance) Work on a door or window frame (installation and/or maintenance) / Trabajo en marco de puerta o ventana (instalación o mantenimiento) / Lavoro su telaio di porta o finestra (installazione e/o manutenzione) /Tür- oder Fensterrahmen

Travail sur échelle
Work on a ladder
Trabajo en escalera
Lavoro su scala
Feststehende Leiter

Travail en espace confiné
Work in confined space
Trabajo en espacio confinado
Lavori in spazio confinato
Enge Bereiche

KG

Poids maxi utilisateur
Max. user weight
Peso máximo del usuario
Peso Max. dell'utente
Höchstgewicht des Benutzers

Norme
Standard
Norma
Norma
Norm

Poids du produit
Product weight
Peso del producto
Peso
Produktgewicht

Point fort
Key feature
Ventaja principal
Punti forti
Produktvorteil

DIM.

Dimensions
Dimensions
Dimensiones
Dimensioni
Abmessungen

DIM. H

Hauteur
Height
Altura
Altezza
Höhe

MAT.

Matière
Material
Material
Materia
Material

Nombre d'utilisateurs
Number of users
Cantidad de usuarios
Quantità di utilizzatori
Anzahl der Benutzer

Fixations à utiliser / Dimensions de la structure d'accueil
Fasteners to use / Dimensions of the receiving structure
Fijaciones que deben usarse / Dimensiones de la estructura receptora
Elementi di fissaggio da utilizzare / Dimensioni della struttura ospitante
Zu verwendende Befestigungen / Abmessungen der Aufnahmestruktur

S'utilise **uniquement** dans une direction horizontale (X)/verticale (Y) par rapport à l'installation
Can be used **only** in a horizontal (X)/vertical (Y) direction in relation to the installation
Se usa **únicamente** en una dirección horizontal (X)/vertical (Y) con respecto a la instalación
Può essere utilizzato **esclusivamente** seguendo una direzione orizzontale (X)/verticale (Y)
Im Verhältnis zur Installation nur in horizontaler (X)/vertikaler (Y) Richtung verwenden

S'utilise à la fois dans une direction horizontale et une direction verticale par rapport à l'installation
Can be used both in a horizontal and in a vertical direction in relation to the installation
Se usa tanto en una dirección horizontal como vertical con respecto a la instalación
Può essere utilizzato sia seguendo una direzione orizzontale che una verticale
Im Verhältnis zur Installation sowohl in vertikaler als auch in horizontaler Richtung verwendbar

S'utilise dans les 3 directions par rapport à l'installation
Can be used in the 3 directions in relation to the installation
Se usa en las 3 direcciones con respecto a la instalación
Può essere utilizzato in tutte e 3 le direzioni
Im Verhältnis zur Installation nur in alle 3 Richtungen verwendbar

KRATOS SAFETY SAS

689 Chemin du Buclay
38540 Heyrieux - FRANCE
Tel : +33 (0)4 72 48 78 27
Fax : +33 (0)4 72 48 58 32
E-mail: info@kratossafety.com

www.kratossafety.com

MIXTE
Issu de sources responsables
FSC® C018531
Printed on FSC® certified papper
from responsibly harvested sources