

RUSH

Ergonomic safety spectacles RUSH combine the pivoting, length adjustable temples with a soft nose and wide visual field. Offering an optimal comfort for permanent wear. Safety spectacles available in clear and smoke versions.

WEIGHT

30gr



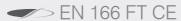


FEATURES

- Ultra enveloping
- Lateral protection
- Adjustable temples
- Non-slip nose.

INFORMATION



Lens	PC - Curve 8
Lens thickness	2.2 mm
Temples	Nylon

Reference	Lens Marking	Frame Marking	Treatment	Risks
○ 1RUS21C	2C-1.2  1 FT CE	 EN 166 FT CE	Anti-scratch	Impacts, UV radiations
○ 1RUS23C	2C-1.2  1 FT CE	 EN 166 FT CE	Anti-scratch/Anti-fog	Impacts, UV radiations
● 1RUS23S	5-2  1 FT CE	 EN 166 FT CE	Anti-scratch/Anti-fog	Impacts, UV and solar radiations

SWISS ONE SAFETY
16 Chemin du Foron
1226 THONEX - GENEVA
SWITZERLAND
+41(022) 860 18 75
+41(022) 860 28 75

www.swissonesafety.net

